

Vacuum Mixer
THINKY Mixer
ARV-310

Instruction Manual



! WARNING

- For your safety, read this manual carefully before starting the operation of the unit and be sure to understand the contents.
- Always keep this manual in the designated place for easy access when needed.

Introduction

THINKY Mixer “ARV-310” is a planetary centrifugal mixer for mixing several liquid or powder materials and de-aerating them at the same time.

Be sure to carefully read this manual and understand the contents before using ARV-310.

Some parts inside of this unit are driven on hazardous voltage, rotate with high rpm, or operate for vacuum decompression. Although the unit has been designed with most residual dangers well protected, ignoring safety precautions or operation procedures described in the manual could deteriorate these safety features and cause human injury.

If you have any questions or need further information about this manual, contact us or the THINKY dealer you purchased the unit from. Never use the unit without clarifying unclear points.

- Question and Inquiries

Dealer or THINKY Sales Representative or
THINKY Corporation

Marketing Office Tokyo, Japan (HQ) :




3-7-16 Iwamoto-cho Chiyoda-ku Tokyo, #101-0032 Japan

TEL : +81-3-5821-7455 FAX : +81-3-3865-7833

● **Indications Used in this Manual**




In this manual, safety precautions are classified into the following 3 levels only to prevent possible accidents based on mishandling or incorrect operation.

Be sure to carefully read these safety precautions and understand the contents before using the unit.

Symbol	Definition
 DANGER	Indicates an imminently hazardous situation which, if the warning is ignored, will result in death or serious injury.
 WARNING	Indicates a potentially hazardous situation which, if the warning is ignored, could result in death or serious injury.
 CAUTION	Indications a potentially hazardous situation which, if the clause is ignored, may result in minor or moderate injury.

In addition to the above symbols, this manual have the following marks throughout the pages.

Be sure to make note of the following explanation to handle the unit correctly.

Symbol	Definition
	Indication referential information or points to which special attention should be paid while handling the unit. If the clause is ignored, the unit could be damaged.
	Indicates referential information or points which are helpful for handling the unit.
	Indicates sections and items to be referred to.